


DELRAN 2016 MUNICIPAL  
BUDGET



Mayor- Ken Paris

Council At Large- Gary Catrambone

Council At Large- Lona Pangia

Council- Ward 1 Michael Schwartz

Council-Ward 2 Daniel O'Connell

Council-Ward 3 Patty Kolodi

# 2016 BUDGET SUMMARY

Total Budget \$16,593,217.63

**No Tax Increase**

Total Tax Levy \$10,721,786

**A decrease in the Tax Levy**

Net Valuation Taxable \$\$1,401,551,386

Local Purpose Tax Rate .766 cents

Tax Affect on Average Home with \$209,676 assessment

**No Increase**

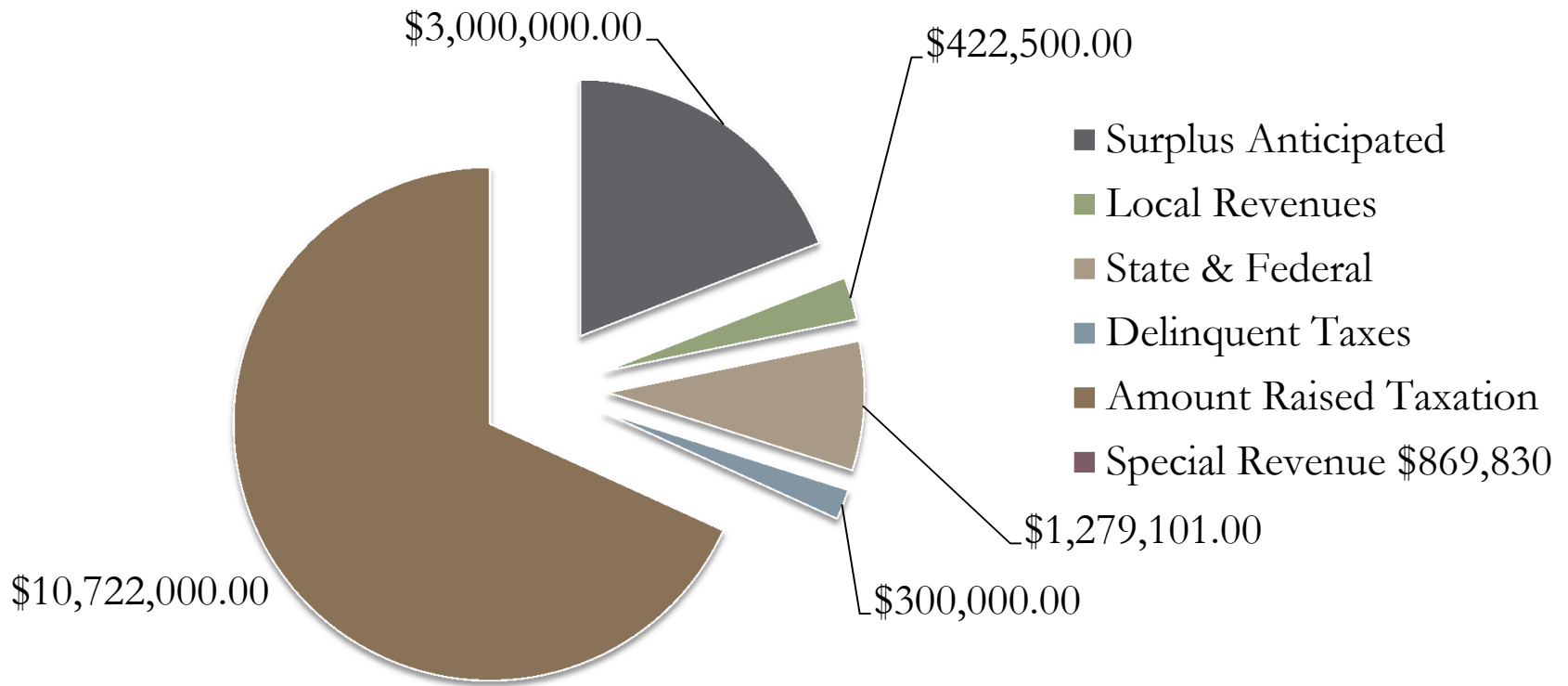
## GENERAL REVENUES

Surplus Anticipated	3,000,000
Local Revenues	422,500
State and Federal Aid	1,279,101
Receipts –Delinquent Taxes	300,000
Special Items of Revenue	869,830
Amount Raised by Taxation	10,721,786
Total	\$16,593,217

## **REVENUE SOURCES**

The vast majority of revenues to fund the Delran Municipal Budget come from local sources, including the Surplus Anticipated into the budget, Local Fees collected by the Township, Receipts from Delinquent Taxes and the Amount Raised through Taxation.

## REVENUES BY CATEGORY

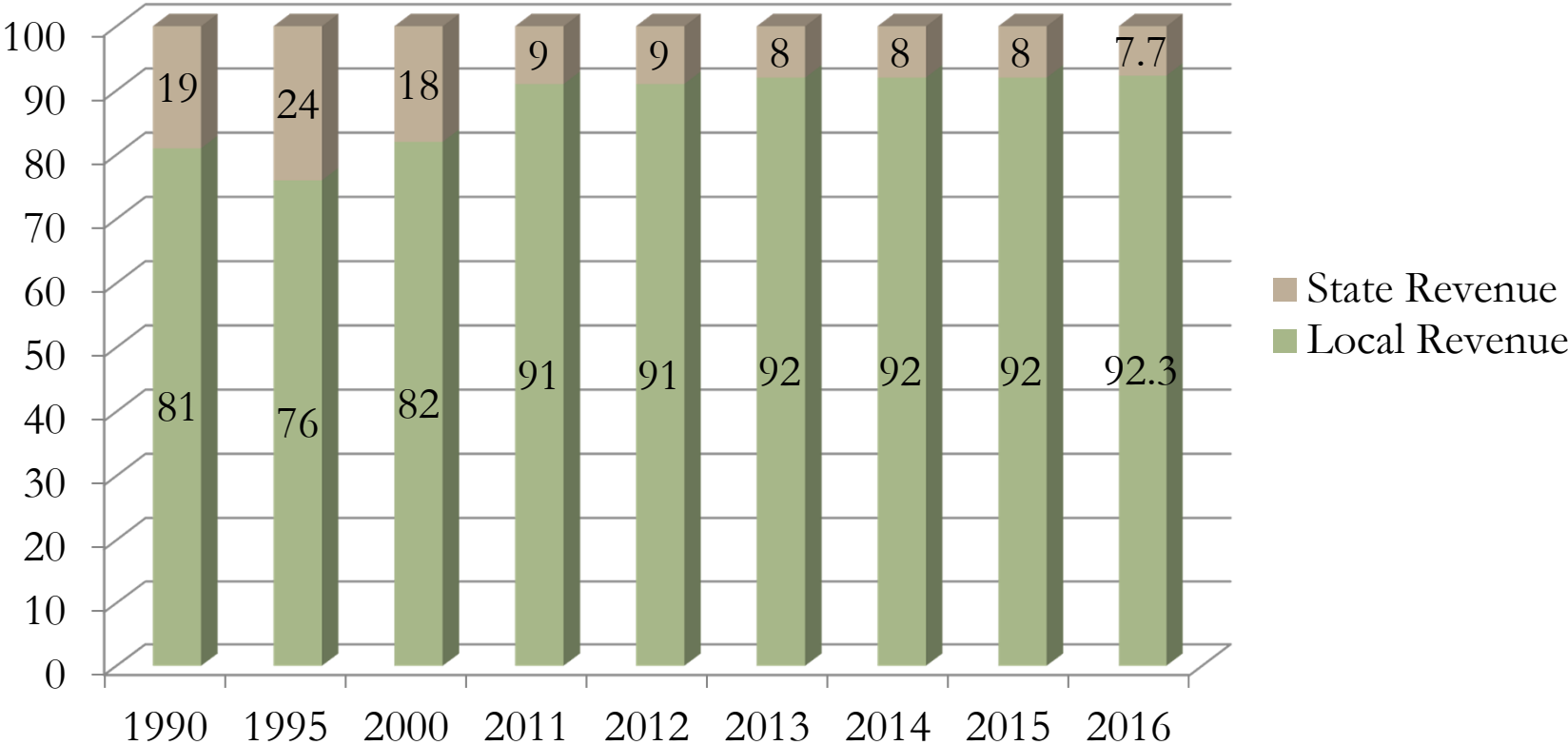


## COMPARISON OF STATE REVENUES 1990 VS. 2016

In 1990 The State of New Jersey provided state funding equivalent to 19% of total revenues.

In 2016 The State of New Jersey will provide state funding equivalent to 7.7% of total revenues.

# DECLINING STATE REVENUES



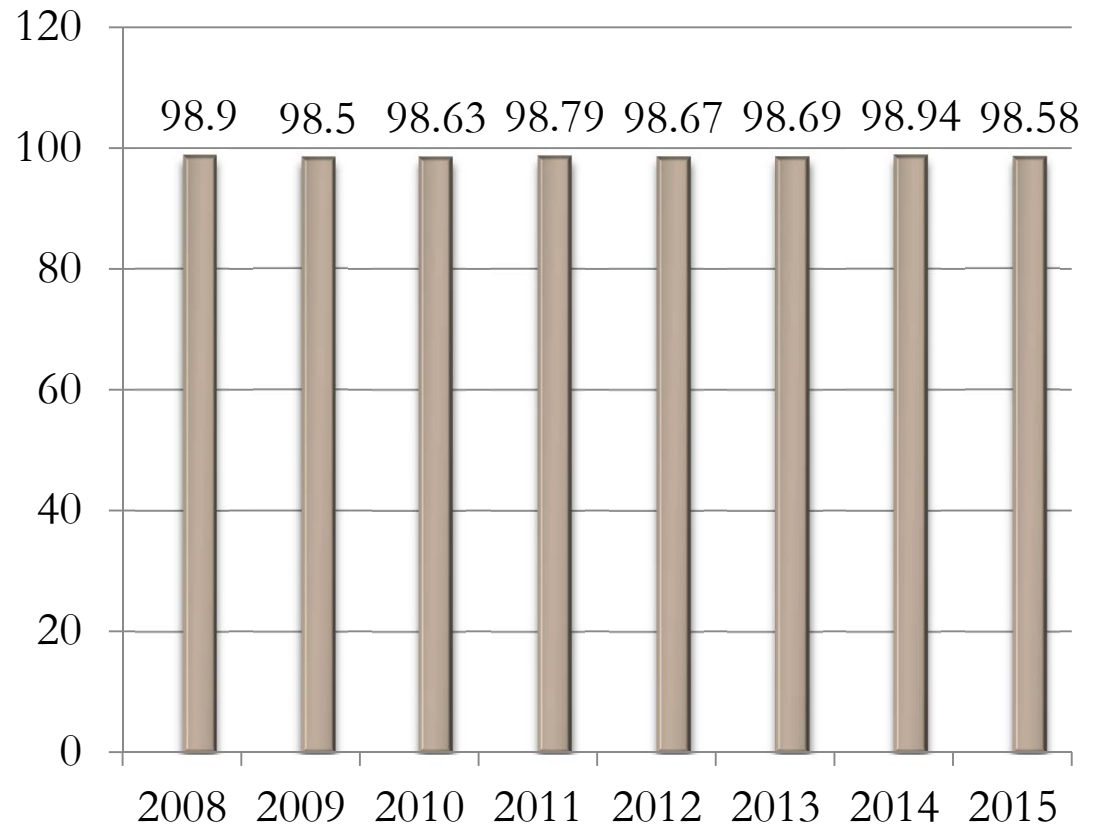
## BUDGET REVENUE SUMMARY

	1990	1995	2005	2011	2012	2013	2014	2015	2016
Local Revenues	81%	76%	82%	91%	91%	92%	92%	92%	91.7%
State Revenues	19%	24%	18%	9%	9%	8%	8%	8%	8.3%



## PERCENTAGE OF TAX COLLECTIONS

Year	% Collected
2008	98.90
2009	98.50
2010	98.63
2011	98.79
2012	98.67
2013	98.69
2014	98.94
2015	98.58



## ANALYSIS OF FUND BALANCE

Year	Balance	Utilized in Next Budget	Percent Utilized	Percentage of Budget
2007	\$2,906,792	\$2,300,000	79%	15.9%
2008	\$2,935,004	\$2,255,000	77%	15%
2009	\$3,681,830	\$2,280,000	62%	14.8%
2010	\$4,035,352	\$2,480,000	61%	16%
2011	\$4,404,069	\$2,500,000	57%	15.9%
2012	\$5,275,000	\$2,700,000	51%	17.5%
2013	\$5,107,195	\$2,700,000	53%	17.2%
2014	\$5,657,785	\$2,700,000	48%	17.2%
2015	\$6,813,244	\$2,560,000	38%	16.4%
2016	\$8,007,985	\$3,000,000	37.5%	18%

## SPENDING CAP FOR DELRAN BUDGET

The Municipal Spending Cap for the Delran 2016 Budget was \$13,160,183.

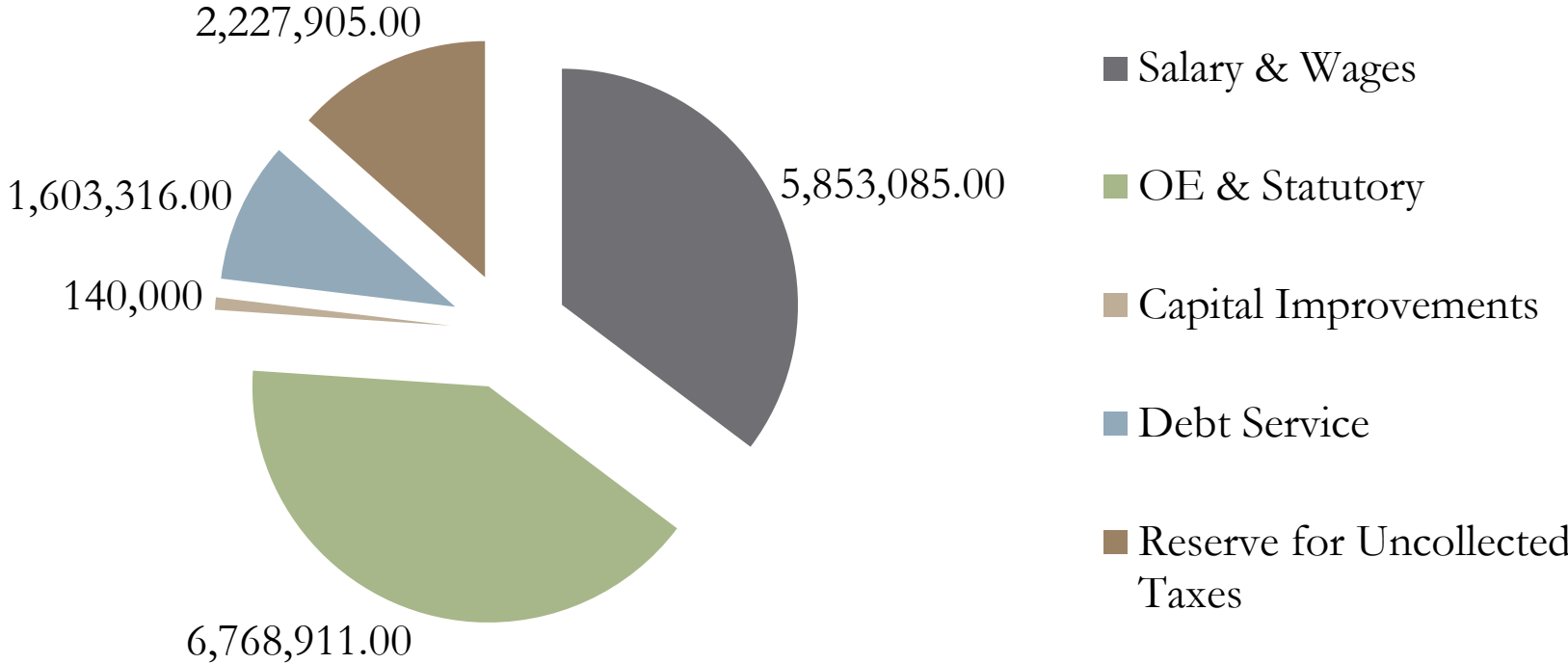
The Total General Appropriations spent within the “CAPS” for this budget is \$11,928,926

The 2016 Budget is \$1,231,257 under the spending “CAPS”.

## TOTAL APPROPRIATIONS

	Total Appropriations	Change
2011	\$15,685,000	
2012	\$15,631,000	-54,000
2013	\$15,796,000	+165,000
2014	\$15,735,543	-60,457
2015	\$15,584,900	-150,643
2016	\$16,593,217	\$743,939

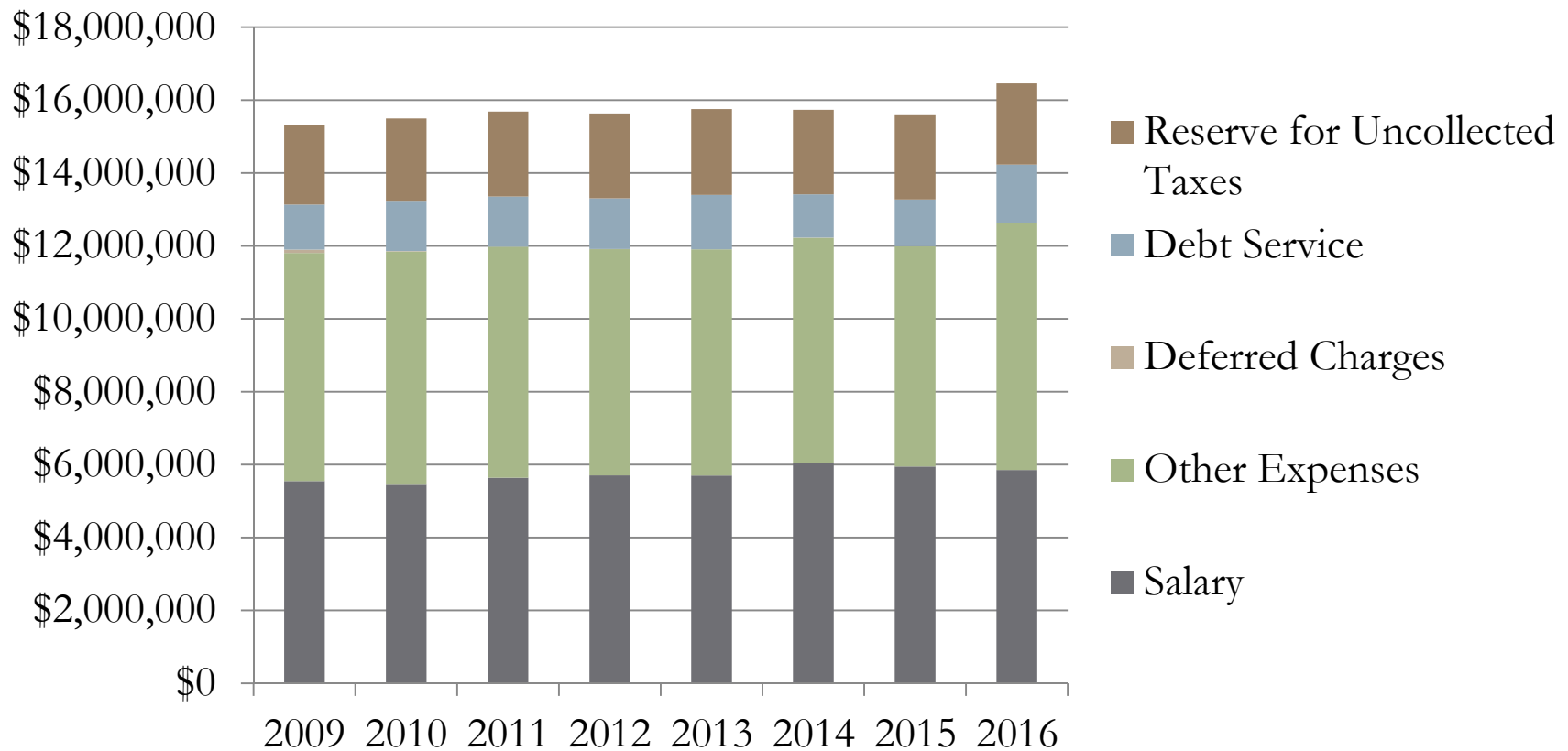
# BUDGET APPROPRIATIONS



## SPENDING BY CATEGORY

	Salary & Wages	Other Expenses	Deferred Charges	Debt Service	Reserve For Uncollected Taxes
2009	\$5,548,071	\$5,149,225	\$ 93,225	\$1,233,863	\$2,177,428
2010	\$5,444,247	\$5,040,874	\$ 10,000	\$1,357,691	\$2,282,366
2011	\$5,639,939	\$4,932,669	\$ 0	\$1,375,652	\$2,330,283
2012	\$5,702,322	\$6,155,649	\$8,173.74	\$1,390,355	\$2,324,500
2013	\$5,698,322	\$6,209,332	\$0	\$1,480,346	\$2,358,000
2014	\$6,036,955	\$6,185,615	\$4,000	\$1,187,430	\$2,321,543
2015	\$5,948,152	\$6,038,867	\$4,000	\$1,283,926	\$2,309,955
2016	\$5,853,085	\$6,768,911	\$4,000	\$1,603,613	\$2,227,905

## CHART OF 7 YEAR SPENDING BY CATEGORY



# COMPARATIVE TAX RATE SUMMARY

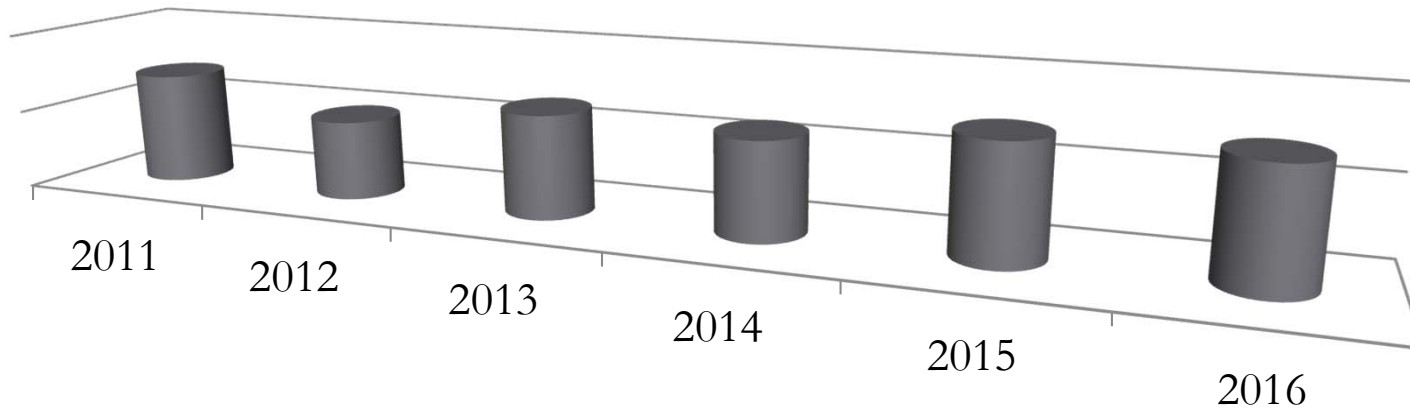
2011	2012	2013	2014	2015	2016	6 year total
.745	.745	.756	.756	.766	.766	2.1 cents
	No Increase	1.1 Cent Increase	No Increase	1 cent increase	No Increase	2.1 cent increase Over 6 Budgets





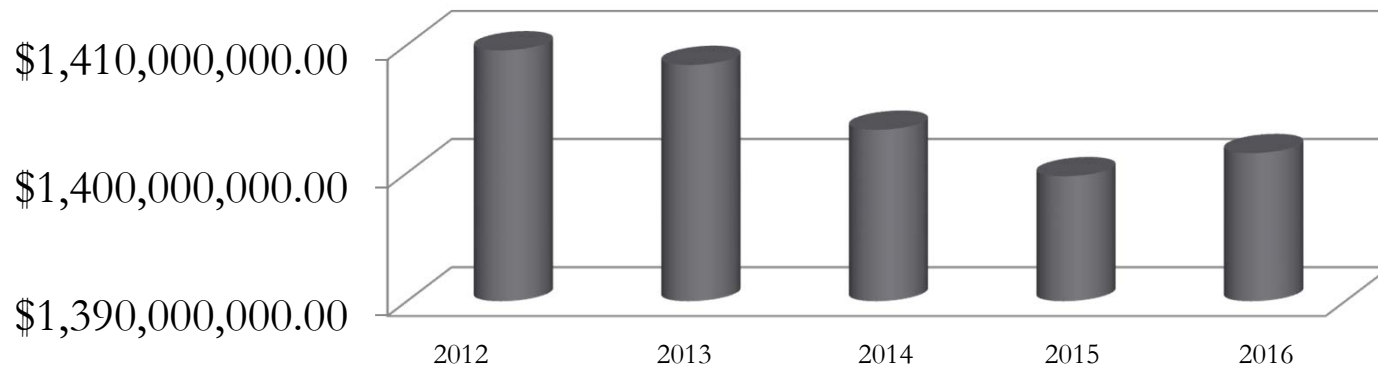
### 5 YEAR HISTORY OF THE AMOUNT TO BE RAISED BY TAXATION


2011	2012	2013	2014	2015	2016
\$10,704,500	\$10,500,000	\$10,649,000	\$10,610,000	\$10,722,000	\$10,721,788



## 5 YEAR SUMMARY OF NET VALUATION TAXABLE

Year	Valuation	Difference
2012	\$1,409,575,370	\$ -155,440,681 (reassessed)
2013	\$1,408,433,780	\$ -1,142,000
2014	\$1,403,370,633	\$ -5,063,147
2015	\$1,399,747,692	\$ -3,622,941
2016	\$1,401,551,386	\$ +1,803,694






The amount to be **raised by taxation is \$10,721,788** that is approximately the same amount of money to fund the budget since the 2011 Budget. Therefore the amount raised through the taxpayers of Delran to fund this budget has been relatively the same for the 2011, 2012, 2013, 2014, 2015, and 2016 budgets.

The **total budget is \$16,593,217.63**. Last year's budget total was \$15,849,278.08. This is an increase of \$743,939.55. There are **two grants in this budget that have offsetting revenues that were not in last year's budget, they total \$432,175**. These grants have no impact on taxes as they come with an offsetting revenue. So if you are to remove those two grants from the equation the total increase is \$311,764.55

**The largest area of increase** that contribute to the budget are: **Debt Service \$319,390** increase. This is in a large part due to the aggressive road reconstruction projects that have taken place over the last several years. Therefore, if you remove the debt service impact the overall operations for the 2016 budget is less than 2015.

The increase in debt service was anticipated and through the management of the surplus we have offset any impact on taxes and this has allowed us to introduce this budget with **No Tax Increase**.



### Notes and Accomplishments / Budget 2016

Administration of the Budget- The management of annual budget and multi-year planning of surplus replenishment has allowed the Township to end fiscal year 2015 with an 8 million dollar surplus. As a result of this financial planning the 2016 municipal budget will **have no tax increase.**

Tax Collection- The **tax collection rate for last year was in excess of 98 %** once again. This contributes to the increase in the surplus and assists in keeping the municipal share of the tax bill down.

Public Works Department- the Public Works Department once again did an outstanding job with branch collection, leaf collection, snow removal and field maintenance. This year the acquisition of the one arm leaf picking machines has allowed the Township **to eliminate a \$30,000 a year line item** for temporary employees. This has also provided the township better service without increasing the number of full time employees.

Police Department- the Delran Police Department during 2015 earned recognition again and **received re-accreditation.** This honor is only given to those police departments that go through a vigorous review process of their policies and procedures and exhibit the **highest level of professionalism.** In addition to the obvious benefit of having a well- trained and professional department the recognition also results in a reduction in the fees paid for insurance for the Township because of the recognition that an accredited department has fewer claims.

Sewer Department- The Township took over the Sewer operation in 2010 and at the time had to raise rates due to the fact that the operating revenues and surplus at the time of the take- over were insufficient to continue to pay the bills of the ongoing operations. The Sewer Department has also undertaken a number of capital improvements that have improved the infrastructure and has the financial footing with a **\$4.5 million dollar surplus** to continue to move forward on the projects that require financial funding to keep this 24 hour 7 day a week operation advancing technologically.

Road Reconstruction Program- Once again this budget provides in the capital budget funding of **\$800,000 for road reconstruction projects.** The Township Council has been very aggressive the last several years increasing the appropriations for road work and to improve the infrastructure within the Township.